

231GXP

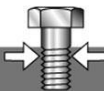





1/2" Super-Duty Impact Wrench

- The proven 231 now with ergonomic handle and trigger plus in-handle exhaust.
- Reverse biased motor cylinder for increased performance.
- Delivers 610 Nm maximum torque.
- Optional protective tool boot, part no. 231-P32.



Specifications
at 90 psi (6.2 bar)

Model number	 Bolt capacity	 Working torque (Nm)	 Max. Nm	 1 min. Free speed (rpm)
231GXP	M14	34-450	610	8000

1/2" Square Drive